




APT

SURFACE PUMPS




WATER PUMPS BROCHURE

The Name You Can Trust

www.apr-international.com

NSFM - JET PUMP



-Power: 0.5 HP/0.75 HP/1 HP/1.5 HP
-Self-priming
-Impeller material: Stainless Steel

NSFM - JET PUMP




-Power: 1.5 HP/2 HP/3 HP
-Self-priming
-Impeller material: Stainless Steel

QB - PERIPHERAL PUMP



Power: 0.2 HP/0.5 HP/0.75 HP/1 HP/2 HP
Impeller material: Stainless Steel

CPM - CENTRIFUGAL PUMP




Power: 0.5 HP/0.75 HP/1 HP/1.5 HP/2 HP/3 HP
Impeller material: Stainless Steel

ACCESSORIES

SUBMERSIBLE PUMPS

GFAM1 CONTROLLER



- Sleep Function
- Terminal run/stop
- Electrical fault protection

GFAM20 CONTROLLER



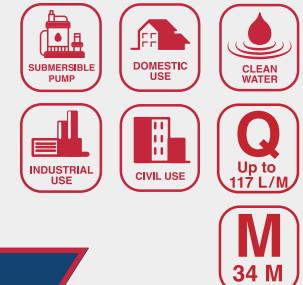
- Sleep Function
- Terminal run/stop
- Electrical fault protection

FL1-0 FLOAT SWITCH



- Cable size:
3x0.75 mm²/3x1.0mm²/3x1.55mm²
45 cm/60 cm/75 cm/2 m/3 m/5 m/10 m

QDX - SUBMERSIBLE PUMP




- Power: 1 HP
- Impeller material: Aluminum

GV - SEWAGE AND DRAINAGE PUMP



- Cast iron body and stainless-steel barrel
- Power: From 0.25 up to 3 HP
- Impeller material: Cast Iron

GP - SUBMERSIBLE PUMP




- Polypropylene body
- Power: From 0.26 HP up to 1.2 HP
- Impeller material: Polypropylene

GV-K - SEWAGE AND DRAINAGE PUMP



- Cast iron body and stainless-steel barrel
- Equipped with cutting system
- Power: 1.1 HP/1.5 HP/1.75 HP/2 HP/2.5 HP
- Impeller material: Cast Iron with Tungsten cutter

GPE - SUBMERSIBLE PUMP



- Polypropylene body
- Power: From 0.26 HP up to 1 HP
- Impeller material: Polypropylene