

APT



2024

HIGH-PRESSURE CLEANER CATALOGUE

The Name You Can Trust



The Name You Can Trust

APT International

About:

With Decades of experience, APT International is a global emerging brand that is determined to lead, with solid experience in Product development, manufacturing, distributing, selling, and servicing world class products. We aspire to become a global brand that is trusted by our customers for our tools, accessories, and equipment.

Believing that to build a great tool you need great materials is the driver of our manufacturing process, and for that we source the absolute best raw materials and components to build the most powerful and efficient tool for our customers to rely on.

We put our customers at the heart of everything we do, and we make sure that our wide range of products is available for them in every market we enter through a strong network of central distribution centers, local distributors, and retailers. Complemented with a vast network of service centers equipped with highly qualified technicians delivering a world class customer service quality to ensure our customers complete satisfaction.

Our Values:

Reliability: Our tools are built to last, for our customers to trust that they will consistently deliver the same quality every time.

Quality: We have a passionate commitment to providing high quality tools that exceed our customers' expectations.

Value for Money: Our advanced production capabilities enable us to offer our customers an unmatched combination of reliability, quality & price.

Innovation: We continuously strive to bring innovative solutions, for our customers to have the tools they need to get the job done.

Customer Focus: Our customers are at the heart of everything we do, we listen to their needs and work to deliver what they desire.

High-pressure Washers

DW20090

High-pressure Washer

TECHNICAL DATA

| | |
|---------------------|------------------------------|
| Rated/Max. Pressure | 90 Bar |
| Rated/Max Flow | 6L/Min |
| Motor Power | 1500Watt |
| Motor Type | Induction Motor |
| Volt/Freq. | 100-127V – 220-240V/50-60 HZ |
| Carton Size | 410x380x370mm |



Also Available as :

DW20090-G

G-Type

DW20123

High-pressure Washer

TECHNICAL DATA

| | |
|---------------------|------------------------------|
| Rated/Max. Pressure | 120 Bar |
| Rated/Max Flow | 6L/Min |
| Motor Power | 1800Watt |
| Motor Type | Induction Motor |
| Volt/Freq. | 100-127V – 220-240V/50-60 HZ |
| Carton Size | 430x400x360mm |



Also Available as :

DW20123-G

G-Type

DW20126

High-pressure Washer

TECHNICAL DATA

| | |
|---------------------|------------------------------|
| Rated/Max. Pressure | 120 Bar |
| Rated/Max Flow | 6L/Min |
| Motor Power | 1800Watt |
| Motor Type | Induction Motor |
| Volt/Freq. | 100-127V – 220-240V/50-60 HZ |
| Carton Size | 500x405x410mm |



Also Available as :

DW20126-G

G-Type

DW-LP318-1400A

High-pressure Washer

Features:

- 3 Axial-plunger wobble-plate pump.
- Tempered stainless steel plunger.
- Total Stop System.
- Self-resetting thermal protector.
- Quick-connect accessories.
- Equipped with wheels and handle
- Motor internal winding: Copper

Accessories:

- Spray gun with adjustable spray nozzle.
- spray nozzle.
- Power cord with plug.
- High pressure hose.
- Water inlet quick connector.
- Nozzle cleaning pin.

TECHNICAL DATA

| | |
|---------------------|---------------------|
| Rated/Max. Pressure | 80/110 Bar |
| Rated/Max Flow | 5.5/6.5L/Min |
| Motor Power | 1400Watt |
| Motor Type | Carbon Brush Motor |
| Volt/Freq. | AC220- 240V 50/60Hz |
| NW/GW | 5.4/6.1Kg |
| NW/GW | 291x244x439mm |
| NW/GW | 280x272x395mm |



DW-LP307-1400A

High-pressure Washer

Features:

- 3 Axial-plunger wobble-plate pump.
- Tempered stainless steel plunger.
- Total Stop System.
- Self-resetting thermal protector.
- Quick-connect accessories.
- Equipped with wheels and handle.
- Motor internal winding: Copper.

Accessories:

- Spray gun with adjustable spray nozzle.
- spray nozzle.
- Power cord with plug.
- High pressure hose.
- Water inlet quick connector.
- Nozzle cleaning pin.

TECHNICAL DATA

| | |
|---------------------|---------------------|
| Rated/Max. Pressure | 80/110 Bar |
| Rated/Max Flow | 5.5/6.5L/Min |
| Motor Power | 1400Watt |
| Motor Type | Carbon Brush Motor |
| Volt/Freq. | AC220- 240V 50/60Hz |



High-pressure Washers

DW-LP407-1800A

High-pressure Washer

Features:

- 3 Axial-plunger wobble-plate pump.
- Tempered stainless steel plunger.
- Total Stop System.
- Self-resetting thermal protector.
- Quick-connect accessories.
- Equipped with wheels and handle.
- Motor internal winding: Copper

Accessories:

- Spray gun with adjustable spray nozzle.
- spray nozzle.
- Power cord with plug.
- High pressure hose.
- Water inlet quick connector.
- Nozzle cleaning pin.

TECHNICAL DATA

| | |
|---------------------|---------------------|
| Rated/Max. Pressure | 100/140 Bar |
| Rated/Max Flow | 6.0/7.0L/Min |
| Motor Power | 1800Watt |
| Motor Type | Carbon Brush Motor |
| Volt/Freq. | AC220- 240V 50/60Hz |



DW-LP707-2200A

High-pressure Washer

Features:

- 3 Axial-plunger wobble-plate pump.
- Tempered stainless steel plunger.
- Total Stop System.
- Self-resetting thermal protector.
- Quick-connect accessories.
- Equipped with wheels and aluminum telescopic handle.
- Motor internal winding: Copper

Accessories:

- Spray gun with adjustable spray nozzle.
- Power cord with plug.
- High pressure hose.
- Water inlet quick connector.
- Nozzle cleaning pin.
- Built-in detergent tank.

TECHNICAL DATA

| | |
|---------------------|---------------------|
| Rated/Max. Pressure | 120/170 Bar |
| Rated/Max Flow | 6.5/7.5L/Min |
| Motor Power | 2200Watt |
| Motor Type | Carbon Brush Motor |
| Volt/Freq. | AC220- 240V 50/60Hz |



DW-LP707-K2200B
High-pressure Washer
Features:

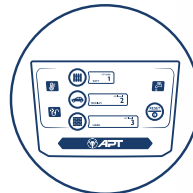
- 3 Axial-plunger wobble-plate pump.
- Tempered stainless steel plunger.
- Total Stop System.
- Self-resetting thermal protector.
- Quick-connect accessories.
- Equipped with wheels and aluminum telescopic handle.
- Equipped with functional hose reel.
- Equipped with electronic control panel.
- Motor internal winding: Copper

Accessories:

- Spray gun with adjustable.
- Power cord with plug.
- High pressure hose.
- Water inlet quick connector.
- Nozzle cleaning pin.
- Built-in detergent tank.

TECHNICAL DATA

| | |
|---------------------|---------------------|
| Rated/Max. Pressure | 130/180 Bar |
| Rated/Max Flow | 6.5/7.5L/Min |
| Motor Power | 2200Watt |
| Motor Type | Carbon Brush Motor |
| Volt/Freq. | AC220- 240V 50/60Hz |



Electronic Control Panel


DW-LP707-G2500B
High-pressure Washer
Features:

- 3 Axial-plunger wobble-plate pump.
- Tempered stainless steel plunger.
- Total Stop System.
- Self-resetting thermal protector.
- Quick-connect accessories.
- Equipped with wheels and aluminum telescopic handle.

Accessories:

- Spray gun with adjustable.
- Power cord with plug.
- High pressure hose.
- Water inlet quick connector.
- Nozzle cleaning pin.
- Built-in detergent tank.

TECHNICAL DATA

| | |
|---------------------|--------------------|
| Rated/Max. Pressure | 130/195 Bar |
| Rated/Max Flow | 7.0/7.8L/Min |
| Motor Power | 2500Watt |
| Motor Type | Induction Motor |
| Volt/Freq. | AC220-240V~50/60Hz |



High-pressure Washers

DW-LP-593

High-pressure Washer

Features:

- Performance-approved motor.
- Motor with aluminum casing.
- 8 meter high-pressure hose.
- Quick connect nozzles 0° , 25°
- Professional trigger gun with safety lock.
- 8 Inches wheels.
- In-line water filter.
- Convenient hose and gun hook.
- Water inlet hose connector.
- 5 Meters Cable.
- Total Stop System.

TECHNICAL DATA

| | |
|---------------------|-----------------|
| Rated/Max. Pressure | 85 Bar |
| Rated/Max Flow | 10L/Min |
| Motor Power | 2200Watt |
| Motor Type | Induction Motor |
| Volt | AC 220 V |
| NW/GW | 26/28Kg |
| Carton Size | 585x380x410mm |



DW-LP-16MB

High-pressure Washer

Features:

- Performance-approved motor.
- Motor with aluminum casing.
- Commercial grade direct drive brass cylinder ceramic plungers radial direction pump.
- 8 meter high-pressure hose.
- Quick connect nozzles 0° , 15° , 25° , 40°
- Pressure adjustable.
- Professional trigger gun with safety lock.
- 7 Inches wheels.
- In-line water filter.
- Convenient hose and gun hook.
- Water inlet hose connector.
- 5 Meters Cable.
- Plastic cover and protection box.

TECHNICAL DATA

| | |
|---------------------|---------------|
| Rated/Max. Pressure | 100 Bar |
| Rated/Max Flow | 12.8L/Min |
| Motor Power | 2500Watt |
| Revolution | 2900 rpm |
| Volt | AC 220 V |
| NW/GW | 32/34.2Kg |
| Carton Size | 580x420x395mm |



DW-LP-19MB

High-pressure Washer

Features:

- Performance-approved motor.
- Motor with aluminum casing.
- Commercial grade direct drive brass cylinder ceramic plungers radial direction pump.
- 8 meter high-pressure hose.
- Quick connect nozzles 0° , 15° , 40° and chemical nozzle.
- Pressure adjustable.
- Professional trigger gun with safety lock.
- 8.2 Inches wheels.
- In-line water filter.
- Convenient hose and gun hook.
- Water inlet hose connector.
- 5 Meters Cable.
- Plastic cover and protection box.

TECHNICAL DATA

| | |
|---------------------|---------------|
| Rated/Max. Pressure | 120 Bar |
| Rated/Max Flow | 14L/Min |
| Motor Power | 3000Watt |
| Revolution | 1450 rpm |
| Volt | AC 220 V |
| NW/GW | 54/56Kg |
| Carton Size | 660x510x450mm |



DW-LP-16MC

High-pressure Washer

Features:

- Performance-approved motor.
- Motor with aluminum casing.
- Commercial grade direct drive brass cylinder ceramic plungers radial direction pump.
- 8 meter high-pressure hose.
- Quick connect nozzles 0° , 15° , 40°
- Pressure adjustable.
- Professional trigger gun with safety lock.
- 7 Inches wheels.
- Convenient hose and gun hook.
- Water inlet hose connector.
- 5 Meters Cable.
- Plastic cover and protection box.

TECHNICAL DATA

| | |
|---------------------|---------------|
| Rated/Max. Pressure | 140 Bar |
| Rated/Max Flow | 7.3L/Min |
| Motor Power | 2200Watt |
| Revolution | 2900 rpm |
| Volt | AC 220 V |
| NW/GW | 33/35.5Kg |
| Carton Size | 580x420x395mm |



High-pressure Washers

DW-LP-19MC

High-pressure Washer

Features:

- Performance-approved motor.
- Motor with aluminum casing.
- Commercial grade direct drive brass cylinder ceramic plungers radial direction pump.
- 8 meter high-pressure hose.
- Quick connect nozzles 0° , 15° , 40° and chemical nozzle.
- Pressure adjustable.
- Professional trigger gun with safety lock.
- 8.2 Inches wheels.
- In-line water filter.
- Convenient hose and gun hook.
- Water inlet hose connector.
- 5 Meters Cable.
- Plastic cover and protection box.

TECHNICAL DATA

| | |
|---------------------|---------------|
| Rated/Max. Pressure | 170 Bar |
| Rated/Max Flow | 14L/Min |
| Motor Power | 4000Watt |
| Revolution | 1450 rpm |
| Volt | AC 380 V |
| NW/GW | 55/57Kg |
| Carton Size | 660x510x450mm |



DW-LP-19ME

High-pressure Washer

Features:

- Performance-approved motor.
- Motor with aluminum casing.
- Commercial grade direct drive brass cylinder ceramic plungers radial direction pump.
- 8 meter high-pressure hose.
- Quick connect nozzles 0° , 15° , 40° and chemical nozzle.
- Pressure adjustable.
- Professional trigger gun with safety lock.
- 8.2 Inches wheels.
- In-line water filter.
- Convenient hose and gun hook.
- Water inlet hose connector.
- 5 Meters Cable.
- Plastic cover and protection box.

TECHNICAL DATA

| | |
|---------------------|---------------|
| Rated/Max. Pressure | 180 Bar |
| Rated/Max Flow | 10.7L/Min |
| Motor Power | 3700Watt |
| Revolution | 2900 rpm |
| Volt | AC 220 V |
| NW/GW | 55/57Kg |
| Carton Size | 660x510x450mm |



DW-LP-19MF

High-pressure Washer

Features:

- Performance-approved motor.
- Motor with aluminum casing.
- Commercial grade direct drive brass cylinder ceramic plungers radial direction pump.
- 8 meter high-pressure hose.
- Quick connect nozzles 0° , 15° , 40° and chemical nozzle.
- Pressure adjustable.
- Professional trigger gun with safety lock.
- 8.2 Inches wheels.
- In-line water filter.
- Convenient hose and gun hook.
- Water inlet hose connector.
- 5 Meters Cable.
- Plastic cover and protection box.

TECHNICAL DATA

| | |
|---------------------|---------------|
| Rated/Max. Pressure | 206 Bar |
| Rated/Max Flow | 12.3L/Min |
| Motor Power | 4000Watt |
| Revolution | 2900 rpm |
| Volt | AC 380 V |
| NW/GW | 55/57Kg |
| Carton Size | 660x510x450mm |



DW-LP-20MA

High-pressure Washer

Features:

- Performance-approved motor.
- Motor with aluminum casing.
- Commercial grade direct drive brass cylinder ceramic plungers radial direction pump.
- 8 meter high-pressure hose.
- Quick connect nozzles 0° , 15° , 40° and chemical nozzle.
- Pressure adjustable.
- Professional trigger gun with safety lock.
- 10 Inches wheels.
- In-line water filter.
- Convenient hose and gun hook.
- Water inlet hose connector.
- 5 Meters Cable.
- Plastic cover and protection box.

TECHNICAL DATA

| | |
|---------------------|---------------|
| Rated/Max. Pressure | 248 Bar |
| Rated/Max Flow | 11L/Min |
| Motor Power | 5500Watt |
| Revolution | 1450 rpm |
| Volt | AC 380 V |
| NW/GW | 83.8/85.8Kg |
| Carton Size | 790x580x525mm |



DW-LP-20MC

High-pressure Washer

Features:

- Performance-approved motor.
- Motor with aluminum casing.
- Commercial grade direct drive brass cylinder ceramic plungers radial direction pump.
- 8 meter high-pressure hose.
- Quick connect nozzles 0° , 15° , 40° and chemical nozzle.
- Pressure adjustable.
- Professional trigger gun with safety lock.
- 10 Inches wheels.
- In-line water filter.
- Convenient hose and gun hook.
- Water inlet hose connector.
- 5 Meters Cable.
- Plastic cover and protection box.

TECHNICAL DATA

| | |
|---------------------|---------------|
| Rated/Max. Pressure | 248 Bar |
| Rated/Max Flow | 16L/Min |
| Motor Power | 7500Watt |
| Revolution | 1450 rpm |
| Volt | AC 380 V |
| NW/GW | 83.8/85.8Kg |
| Carton Size | 790x580x525mm |



LT-1310P1

High pressure Washer - Pulley

Features:

- Forged brass cylinder.
- Ceramic plungers.
- Anodized crankcase.
- German parker water seal.
- Built in self suction unloader.
- Pressure adjustable.
- 10 meters Hose.



Bypass



TECHNICAL DATA

| | |
|---------------------|----------------|
| Rated/Max. Pressure | 130 Bar |
| Rated/Max Flow | 10L/min |
| Pump / Motor Power | 3 HP/2200 Watt |
| Revolution | 1450 rpm |
| Volt/Freq. | 220V/50Hz |

Gun Technical Data

| | |
|---------------|--------|
| Max. Pressure | 350Bar |
| Fitting | 3/8QC |
| Max. Temp. | 60°C |

LT-1310P2

High pressure Washer - Pulley

Features:

- Forged brass cylinder.
- Ceramic plungers.
- Anodized crankcase.
- German parker water seal.
- Built in self suction unloader.
- Pressure adjustable.
- 10 meters Hose.



TECHNICAL DATA

| | |
|---------------------|----------------|
| Rated/Max. Pressure | 130 Bar |
| Rated/Max Flow | 10L/min |
| Pump / Motor Power | 3 HP/2200 Watt |
| Revolution | 1450 rpm |
| Volt/Freq. | 220V/50Hz |

Gun Technical Data

| | |
|---------------|----------|
| Max. Pressure | 280Bar |
| Fitting | M14x1.54 |
| Max. Temp. | 60°C |

High-pressure Washers

LT-1310F1

High pressure Washer - Direct

Features:

- Forged brass cylinder.
- Ceramic plungers.
- Anodized crankcase.
- German parker water seal.
- Built in self suction unloader.
- Pressure adjustable.
- 10 meters Hose.



Bypass



TECHNICAL DATA

| | |
|---------------------|----------------|
| Rated/Max. Pressure | 130 Bar |
| Rated/Max Flow | 10L/min |
| Pump / Motor Power | 3 HP/2200 Watt |
| Revolution | 1450 rpm |
| Volt/Freq. | 220V/50Hz |

Gun Technical Data

| | |
|---------------|--------|
| Max. Pressure | 350Bar |
| Fitting | 3/8QC |
| Max. Temp. | 60°C |

LT-1310F2

High pressure Washer - Direct

Features:

- Forged brass cylinder.
- Ceramic plungers.
- Anodized crankcase.
- German parker water seal.
- Built in self suction unloader.
- Pressure adjustable.
- 10 meters Hose.



TECHNICAL DATA

| | |
|---------------------|----------------|
| Rated/Max. Pressure | 130 Bar |
| Rated/Max Flow | 10L/min |
| Pump / Motor Power | 3 HP/2200 Watt |
| Revolution | 1450 rpm |
| Volt/Freq. | 220V/50Hz |

Gun Technical Data

| | |
|---------------|----------|
| Max. Pressure | 280Bar |
| Fitting | M14x1.54 |
| Max. Temp. | 60°C |

LT-1412P1

High pressure Washer - Pulley

Features:

- Forged brass cylinder.
- Ceramic plungers.
- Anodized crankcase.
- German parker water seal.
- Built in self suction unloader.
- Pressure adjustable.
- 10 meters Hose.



Bypass



TECHNICAL DATA

| | |
|---------------------|----------------|
| Rated/Max. Pressure | 140 Bar |
| Rated/Max Flow | 12L/min |
| Pump / Motor Power | 4 HP/3000 Watt |
| Revolution | 1450 rpm |
| Volt/Freq. | 220V/50Hz |

Gun Technical Data

| | |
|---------------|--------|
| Max. Pressure | 350Bar |
| Fitting | 3/8QC |
| Max. Temp. | 60°C |

LT-1412P2

High pressure Washer - Pulley

Features:

- Forged brass cylinder.
- Ceramic plungers.
- Anodized crankcase.
- German parker water seal.
- Built in self suction unloader.
- Pressure adjustable.
- 10 meters Hose.



TECHNICAL DATA

| | |
|---------------------|----------------|
| Rated/Max. Pressure | 140 Bar |
| Rated/Max Flow | 12L/min |
| Pump / Motor Power | 4 HP/3000 Watt |
| Revolution | 1450 rpm |
| Volt/Freq. | 220V/50Hz |

Gun Technical Data

| | |
|---------------|----------|
| Max. Pressure | 280Bar |
| Fitting | M14x1.54 |
| Max. Temp. | 60°C |

High-pressure Washers

LT-1412F1

High pressure Washer - Direct

Features:

- Forged brass cylinder.
- Ceramic plungers.
- Anodized crankcase.
- German parker water seal.
- Built in self suction unloader.
- Pressure adjustable.
- 10 meters Hose.



Bypass



TECHNICAL DATA

| | |
|---------------------|----------------|
| Rated/Max. Pressure | 140 Bar |
| Rated/Max Flow | 12L/min |
| Pump / Motor Power | 4 HP/3000 Watt |
| Revolution | 1450 rpm |
| Volt/Freq. | 220V/50Hz |

Gun Technical Data

| | |
|---------------|--------|
| Max. Pressure | 350Bar |
| Fitting | 3/8QC |
| Max. Temp. | 60°C |

LT-1412F2

High pressure Washer - Direct

Features:

- Forged brass cylinder.
- Ceramic plungers.
- Anodized crankcase.
- German parker water seal.
- Built in self suction unloader.
- Pressure adjustable.
- 10 meters Hose.



TECHNICAL DATA

| | |
|---------------------|----------------|
| Rated/Max. Pressure | 140 Bar |
| Rated/Max Flow | 12L/min |
| Pump / Motor Power | 4 HP/3000 Watt |
| Revolution | 1450 rpm |
| Volt/Freq. | 220V/50Hz |

Gun Technical Data

| | |
|---------------|----------|
| Max. Pressure | 280Bar |
| Fitting | M14x1.54 |
| Max. Temp. | 60°C |

LT-1515P1

High pressure Washer - Pulley

Features:

- Forged brass cylinder.
- Ceramic plungers.
- Anodized crankcase.
- German parker water seal.
- 10 meters Hose.



Bypass



TECHNICAL DATA

| | |
|---------------------|------------------|
| Rated/Max. Pressure | 150 Bar |
| Rated/Max Flow | 15L/min |
| Pump / Motor Power | 5.5 HP/4000 Watt |
| Revolution | 1450 rpm |
| Volt/Freq. | 220V/50Hz |

Gun Technical Data

| | |
|---------------|--------|
| Max. Pressure | 350Bar |
| Fitting | 3/8QC |
| Max. Temp. | 60°C |

LT-1515P2

High pressure Washer - Pulley

Features:

- Forged brass cylinder.
- Ceramic plungers.
- Anodized crankcase.
- German parker water seal.
- 10 meters Hose.



TECHNICAL DATA

| | |
|---------------------|------------------|
| Rated/Max. Pressure | 150 Bar |
| Rated/Max Flow | 15L/min |
| Pump / Motor Power | 5.5 HP/4000 Watt |
| Revolution | 1450 rpm |
| Volt/Freq. | 220V/50Hz |

Gun Technical Data

| | |
|---------------|----------|
| Max. Pressure | 280Bar |
| Fitting | M14x1.54 |
| Max. Temp. | 60°C |

High-pressure Washers

LT-1515F1

High pressure Washer - Direct

Features:

- Forged brass cylinder.
- Ceramic plungers.
- Anodized crankcase.
- German parker water seal.
- 10 meters Hose.



Bypass



TECHNICAL DATA

| | |
|---------------------|------------------|
| Rated/Max. Pressure | 150 Bar |
| Rated/Max Flow | 15L/min |
| Pump / Motor Power | 5.5 HP/4000 Watt |
| Revolution | 1450 rpm |
| Volt/Freq. | 220V/50Hz |

Gun Technical Data

| | |
|---------------|--------|
| Max. Pressure | 350Bar |
| Fitting | 3/8QC |
| Max. Temp. | 60°C |

LT-1515F2

High pressure Washer - Direct

Features:

- Forged brass cylinder.
- Ceramic plungers.
- Anodized crankcase.
- German parker water seal.
- 10 meters Hose.



TECHNICAL DATA

| | |
|---------------------|------------------|
| Rated/Max. Pressure | 150 Bar |
| Rated/Max Flow | 15L/min |
| Pump / Motor Power | 5.5 HP/4000 Watt |
| Revolution | 1450 rpm |
| Volt/Freq. | 220V/50Hz |

Gun Technical Data

| | |
|---------------|----------|
| Max. Pressure | 280Bar |
| Fitting | M14x1.54 |
| Max. Temp. | 60°C |

LT-2015P1

High pressure Washer - Pulley

Features:

- Forged brass cylinder.
- Ceramic plungers.
- Anodized crankcase.
- German parker water seal.
- 10 meters Hose.



Bypass



TECHNICAL DATA

| | |
|---------------------|------------------|
| Rated/Max. Pressure | 200 Bar |
| Rated/Max Flow | 15L/min |
| Pump / Motor Power | 7.5 HP/5500 Watt |
| Revolution | 1450 rpm |
| Volt/Freq. | 380V/50Hz |

Gun Technical Data

| | |
|---------------|--------|
| Max. Pressure | 350Bar |
| Fitting | 3/8QC |
| Max. Temp. | 60°C |

LT-2015P2

High pressure Washer - Pulley

Features:

- Forged brass cylinder.
- Ceramic plungers.
- Anodized crankcase.
- German parker water seal.
- 10 meters Hose.



TECHNICAL DATA

| | |
|---------------------|------------------|
| Rated/Max. Pressure | 200 Bar |
| Rated/Max Flow | 15L/min |
| Pump / Motor Power | 7.5 HP/5500 Watt |
| Revolution | 1450 rpm |
| Volt/Freq. | 380V/50Hz |

Gun Technical Data

| | |
|---------------|----------|
| Max. Pressure | 280Bar |
| Fitting | M14x1.54 |
| Max. Temp. | 60°C |

High-pressure Washers

LT-2015F1

High pressure Washer - Direct

Features:

- Forged brass cylinder.
- Ceramic plungers.
- Anodized crankcase.
- German parker water seal.
- 10 meters Hose.



Bypass



TECHNICAL DATA

| | |
|---------------------|------------------|
| Rated/Max. Pressure | 200 Bar |
| Rated/Max Flow | 15L/min |
| Pump / Motor Power | 7.5 HP/5500 Watt |
| Revolution | 1450 rpm |
| Volt/Freq. | 380V/50Hz |



Gun Technical Data

| | |
|---------------|--------|
| Max. Pressure | 350Bar |
| Fitting | 3/8QC |
| Max. Temp. | 60°C |

LT-2015F2

High pressure Washer - Direct

Features:

- Forged brass cylinder.
- Ceramic plungers.
- Anodized crankcase.
- German parker water seal.
- 10 meters Hose.



TECHNICAL DATA

| | |
|---------------------|------------------|
| Rated/Max. Pressure | 200 Bar |
| Rated/Max Flow | 15L/min |
| Pump / Motor Power | 7.5 HP/5500 Watt |
| Revolution | 1450 rpm |
| Volt/Freq. | 380V/50Hz |



Gun Technical Data

| | |
|---------------|----------|
| Max. Pressure | 280Bar |
| Fitting | M14x1.54 |
| Max. Temp. | 60°C |

LT-2021P1

High pressure Washer - Pulley

Features:

- Forged brass cylinder.
- Ceramic plungers.
- Anodized crankcase.
- German parker water seal.
- 10 meters Hose.



Bypass



TECHNICAL DATA

| | |
|---------------------|-----------------|
| Rated/Max. Pressure | 200 Bar |
| Rated/Max Flow | 21L/min |
| Pump / Motor Power | 10 HP/7500 Watt |
| Revolution | 1450 rpm |
| Volt/Freq. | 380V/50Hz |

Gun Technical Data

| | |
|---------------|--------|
| Max. Pressure | 350Bar |
| Fitting | 3/8QC |
| Max. Temp. | 60°C |

LT-2021P2

High pressure Washer - Pulley

Features:

- Forged brass cylinder.
- Ceramic plungers.
- Anodized crankcase.
- German parker water seal.
- 10 meters Hose.



TECHNICAL DATA

| | |
|---------------------|-----------------|
| Rated/Max. Pressure | 200 Bar |
| Rated/Max Flow | 21L/min |
| Pump / Motor Power | 10 HP/7500 Watt |
| Revolution | 1450 rpm |
| Volt/Freq. | 380V/50Hz |

Gun Technical Data

| | |
|---------------|----------|
| Max. Pressure | 280Bar |
| Fitting | M14x1.54 |
| Max. Temp. | 60°C |

High-pressure Washers

LT-2021F1

High pressure Washer - Direct

Features:

- Forged brass cylinder.
- Ceramic plungers.
- Anodized crankcase.
- German parker water seal.
- 10 meters Hose.



Bypass



TECHNICAL DATA

| | |
|---------------------|-----------------|
| Rated/Max. Pressure | 200 Bar |
| Rated/Max Flow | 21L/min |
| Pump / Motor Power | 10 HP/7500 Watt |
| Revolution | 1450 rpm |
| Volt/Freq. | 380V/50Hz |

Gun Technical Data

| | |
|---------------|--------|
| Max. Pressure | 350Bar |
| Fitting | 3/8QC |
| Max. Temp. | 60°C |

LT-2021FB3:P14

High pressure Washer - Direct

Features:

- Forged brass cylinder.
- Ceramic plungers.
- Anodized crankcase.
- German parker water seal.
- 10 meters Hose.




TECHNICAL DATA



| | |
|---------------------|-----------------|
| Rated/Max. Pressure | 200 Bar |
| Rated/Max Flow | 21L/min |
| Pump / Motor Power | 10 HP/7500 Watt |
| Revolution | 1450 rpm |
| Volt/Freq. | 380V/50Hz |

Gun Technical Data

| | |
|---------------|----------|
| Max. Pressure | 280Bar |
| Fitting | M14x1.54 |
| Max. Temp. | 60°C |



Check Our Range



APT

The Name You Can Trust



APT



Contact Us



Info@apt-international.com

